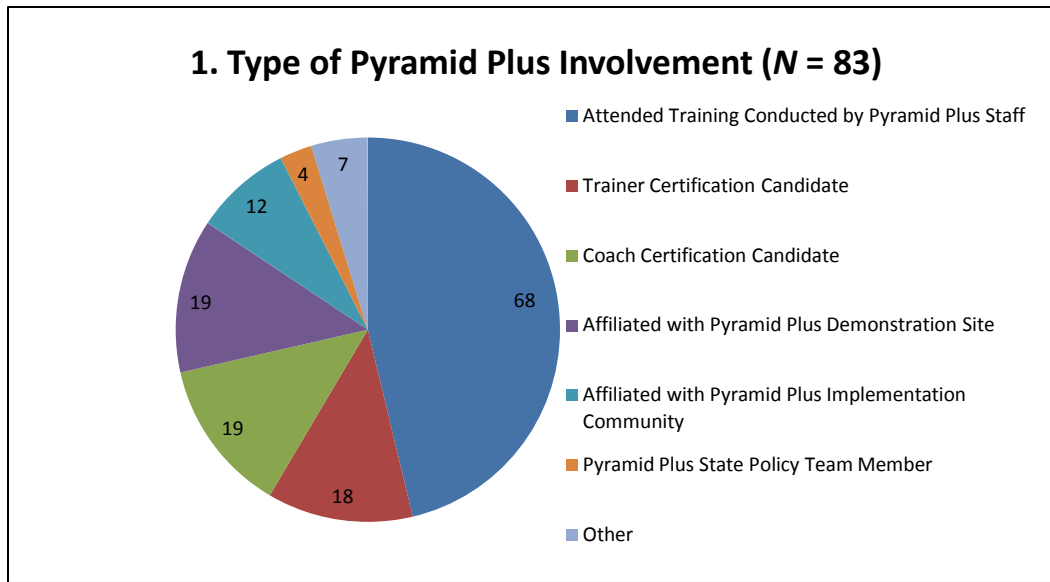




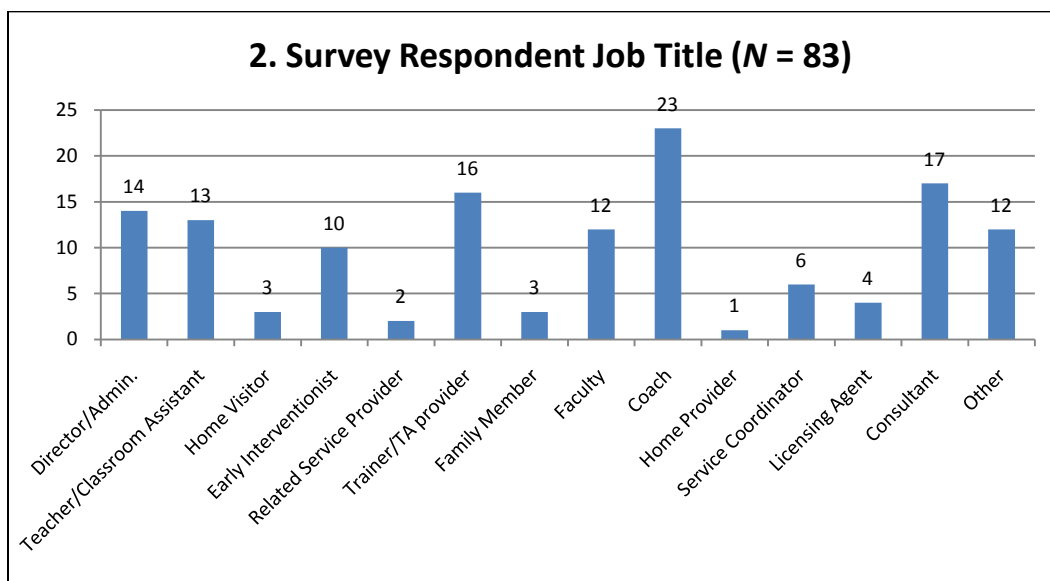
Summary of Results: 2011 Pyramid Plus Impact Survey

The 2011 Pyramid Plus Impact Survey was sent to all past Pyramid Plus Training attendees, State Policy Team members, trainer certification candidates, coach certification candidates and administrators and leadership team members at Pyramid Plus demonstration sites, implementation communities and outreach partners. A total of 251 individuals received the link to the online survey. There were 83 respondents for a response rate of 33%.

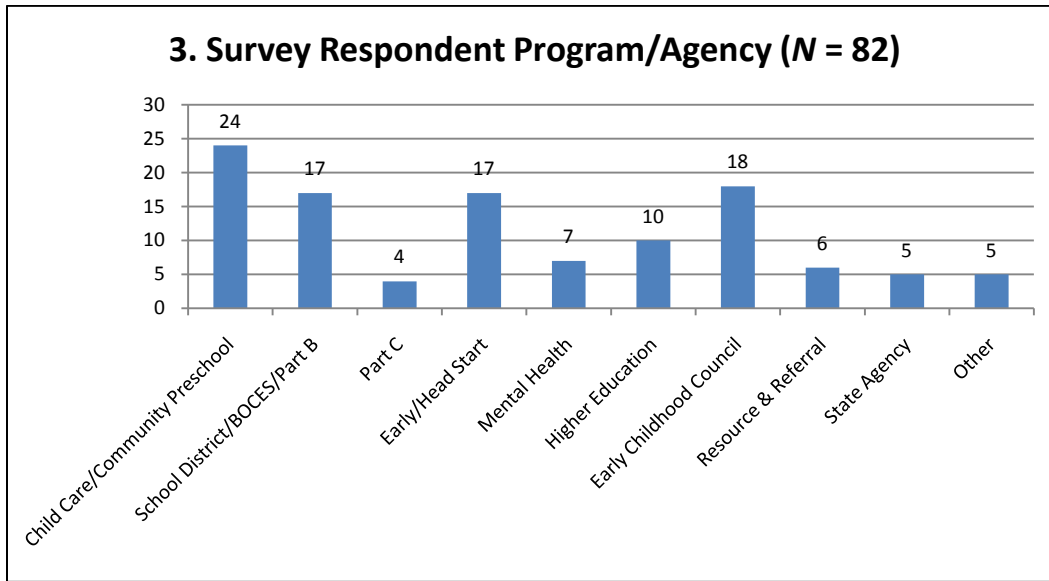
Survey respondents were first asked to indicate the type of involvement that they had with the Colorado Center for Social Emotional Competence and Inclusion (i.e., the Pyramid Plus Center). Respondents could specify more than one type of involvement with the Pyramid Plus Center. Almost half of those who completed the survey had participated in a training conducted by Pyramid Plus Staff.



Survey respondents also indicated their current job role and were able to identify more than one role. The largest categories of respondents were coaches, consultants, trainers or technical assistance providers and directors or administrators. In other words, many of the survey respondents held roles that involved providing professional development support or leadership to other early childhood professionals.

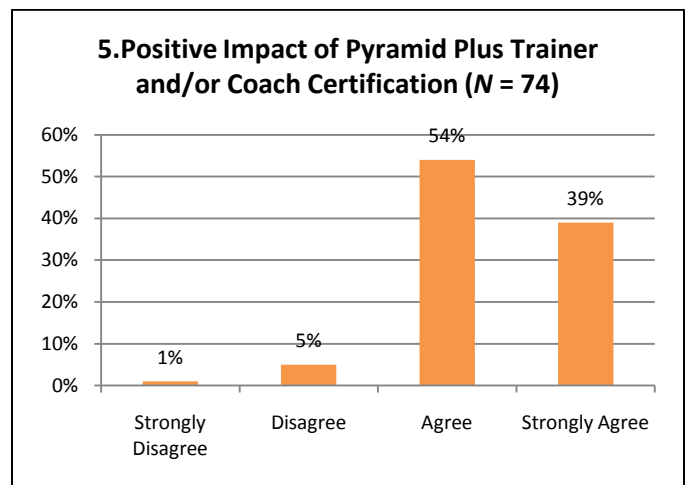
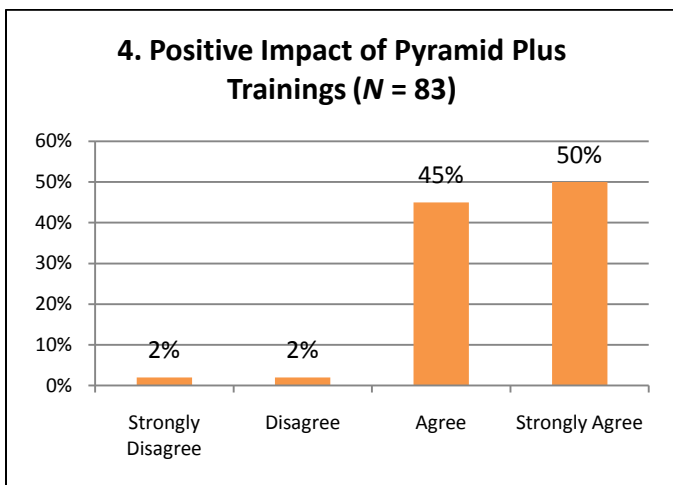


Survey respondents described the program or agency where they are currently employed and were able to identify more than one program or agency affiliation. The largest numbers of respondents were direct service providers in child care, preschool or Early Head Start/Head Start. Many respondents also served on Early Childhood Councils or in a higher education setting.

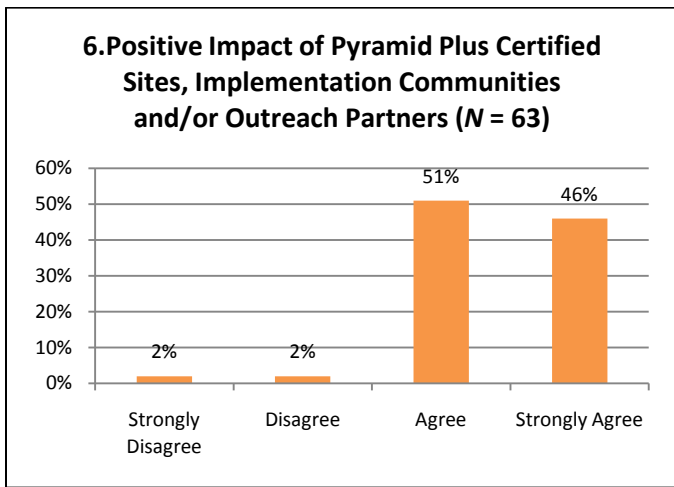


All survey respondents reported being familiar with Pyramid Plus training. Respondents indicated their level of agreement with the following statement, “From my perspective, Pyramid Plus trainings have had a positive impact on professionals’ and parents’ abilities to support young children’s social, emotional, and behavioral development and inclusion.” Over 95% of respondents agreed or strongly agreed that Pyramid Plus had a positive impact on individuals’ abilities to support young children’s social emotional competence and the inclusion of children with or at risk for disabilities.

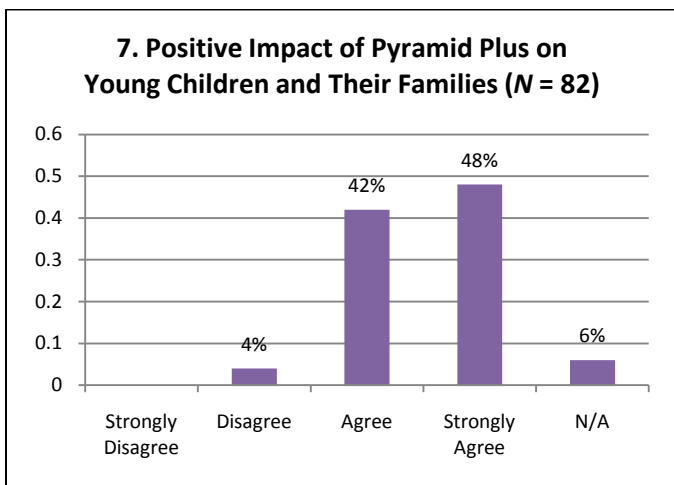
Ninety percent of survey respondents indicated that they were familiar with the trainer and/or coach certification process. Those individuals also indicated their level of agreement with the following statement, “From my perspective, Pyramid Plus certified trainers and coaches will be highly qualified to support the knowledge and practice of others to promote young children’s social emotional competence and inclusion.” Ninety-three percent of respondents agreed or strongly agreed that trainers and/or coaches certified by Pyramid Plus will have a positive impact on professional practice related to children’s social emotional development and inclusion.



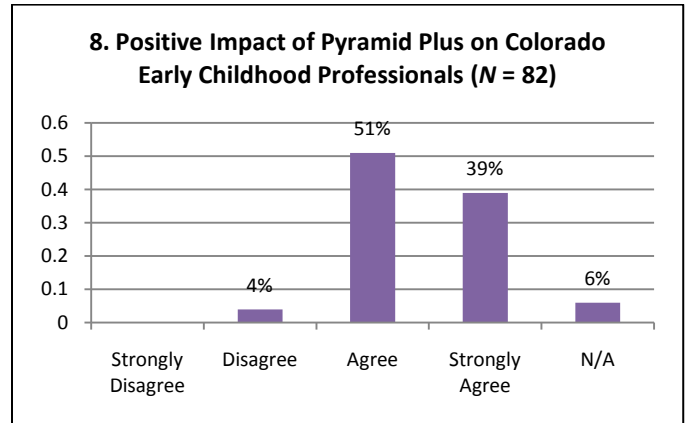
Seventy-seven percent of survey respondents were familiar with the certification of demonstration sites, implementation communities and/or outreach partners by Pyramid Plus. Those individuals also indicated their level of agreement with the following statement, “From my perspective, Pyramid Plus certified programs, communities and/or outreach partners will serve as exemplary models of collaboration, leadership and effective practice to support young children’s social emotional competence and inclusion.” Of those who were familiar with Pyramid Plus certified sites, 97% agreed or strongly agreed that these programs and communities have a positive impact on the leadership necessary to best support young children’s social emotional development and inclusion.



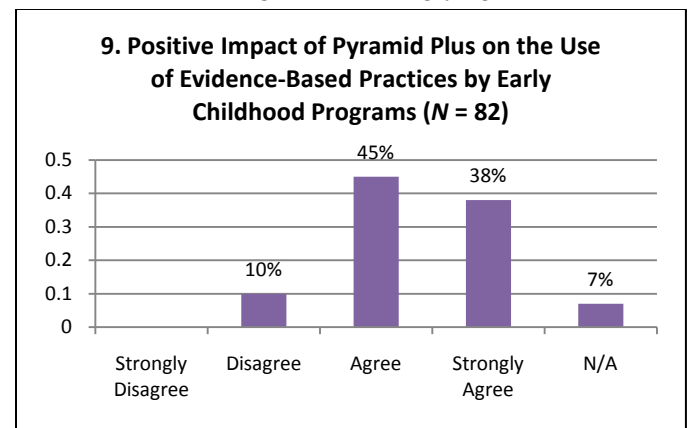
Ninety percent of survey respondents either agreed or strongly agreed that the lives of Colorado’s families and children have been improved because of the work of Pyramid Plus in promoting effective practices in social emotional development, addressing challenging behaviors and supporting the inclusion of children with special needs.



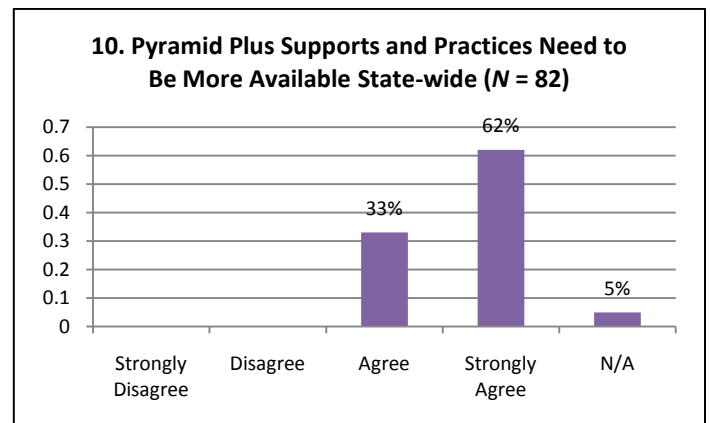
When asked if early childhood professionals in Colorado have become more effective and confident in dealing with young children’s challenging behaviors because of the work of Pyramid Plus, 90% of respondents either agreed or strongly agreed.



Survey respondents were also asked if Colorado’s early childhood programs have adopted more evidence-based social, emotional, behavioral and/or inclusive practices because of the support of Pyramid Plus, 83% either agreed or strongly agreed.

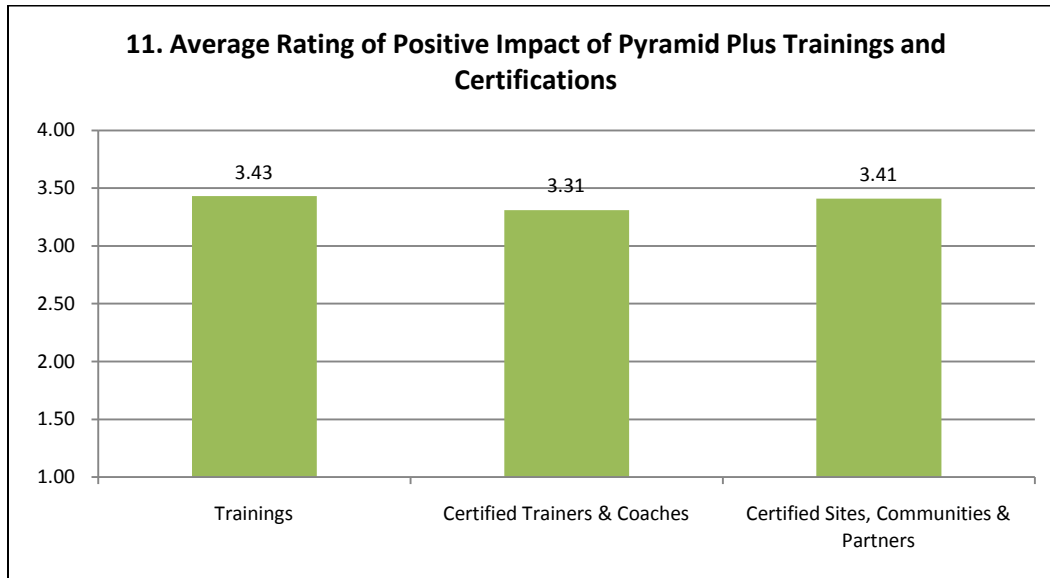


Ninety-five percent of respondents indicated that there is a need for more Pyramid Plus supports and practices statewide.



Summary of Average Scores Across Pyramid Plus Impact Survey Questions

As was previously described, survey respondents were asked to rate the positive impact of Pyramid Plus trainings and certification processes (1 = Strongly Disagree to 4 = Strongly Agree); including certification for trainers, coaches, demonstration sites, implementation communities and outreach partners. Of those who were familiar with these components of the Pyramid Plus Center, ratings ranged from 3.31 to 3.43 on a 4-point scale. Mean scores for questions 4 -6 are represented in the bar graph below.



As previously described, survey respondents were asked to rate the overall positive impact of the Pyramid Plus on Colorado's young children and their families, early childhood professionals and the overall use of evidence-based practices to address challenging behaviors and support children's social emotional competence and the inclusion of children with and at risk for disabilities (1 = Strongly Disagree to 4 = Strongly Agree). Of those respondents who could attest to these aspects of the Pyramid Plus Center, ratings ranged from 3.30 to 3.47 on a 4-point scale. Finally, an average rating of 3.65 indicated overwhelming support for the impact of Pyramid Plus and pointed to the desire for continued and further-reaching efforts of Pyramid Plus across Colorado. Mean scores for questions 7 – 10 are represented in the bar graph below.

